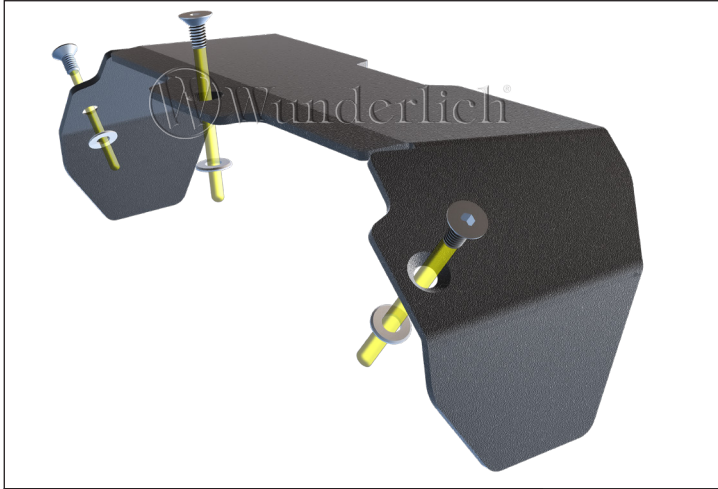


TFT-DISPLAY DIEBSTAHLSCHUTZ









TFT Display Theft Protection | Protección antirrobo de la pantalla TFT | Protection antivol pour écran TFT | Protezione antifurto per display TFT

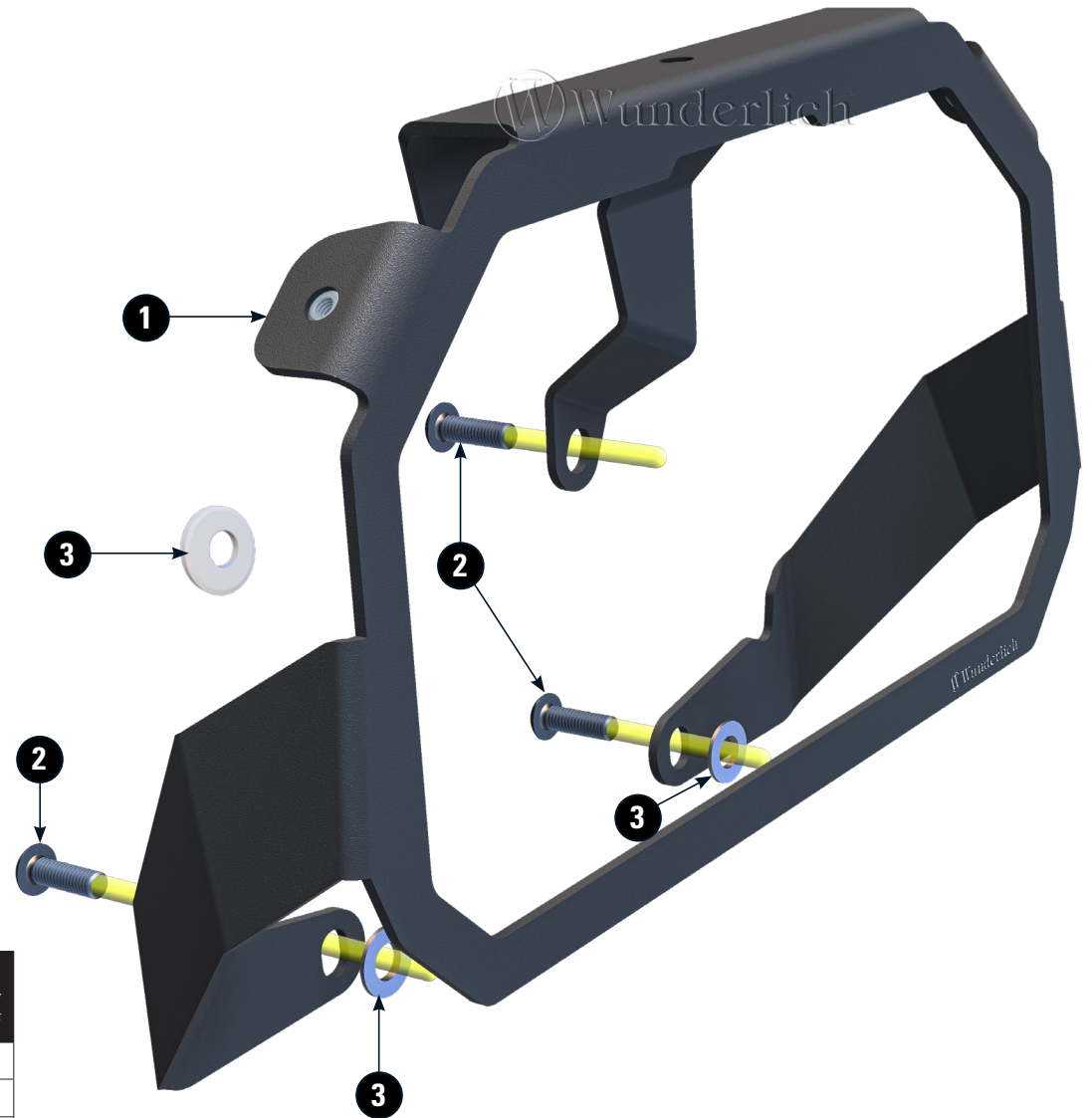

Art.-Nr: **21059-002**



Blendschutz 21075-002 optional.
Glare shield 21075-002 optional.
Écran anti-éblouissement 21075-002 en option.

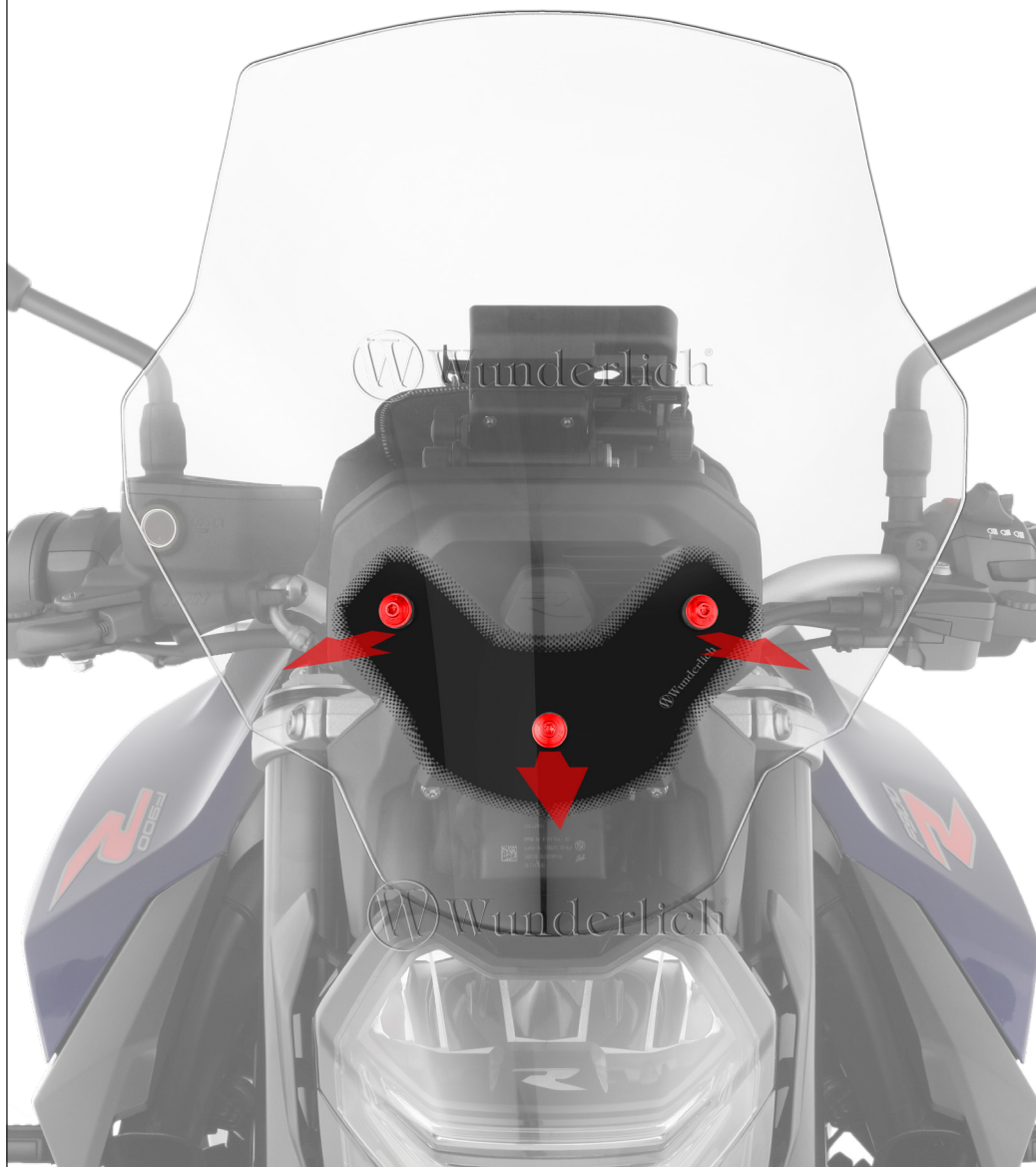
LEGENDE/Key/file Légende

-  **Anbau Tipp**
Fitting tip
Astuce de montage
-  **Achtung**
Attention
Attention
-  **Vergrößerung**
Magnification
Grossissement
-  **Montagepaste**
Fitting lubricant
Lubrifiant de montage
-  **Schraube**
Screw
Vis
-  **Schraubensicherung**
Thread locking fluid
Freiniflets
-  **Drehmoment**
Torque
Torque
-  **Reiniger**
Cleaner
Nettoyant



#	Bauteil component composant	DE Die Farben der Abbildungen dienen nur der Veranschaulichung. EN The colors are for illustrating purposes only. FR Les couleurs utilisées sont à titre indicatif seulement.	DIN	ISO	Menge quantity quantité
1	Display-Diebstahlschutz / Display Theft Protection				1
2	Linienkopfschraube / Lens head screw M5x16		7380	7380	3
3	U-Scheibe KST / Plastic washer M5		125	7089	2
4	Selbstklebepunkte / sticky dots				6

1



2



3



Fixieren Sie die U-Scheiben mit den Selbstklebepunkten.

Fix the washers with the sticky dots.

Fixez les rondelles avec les pastilles autocollantes.

4



5



6

